




FOLLYWOOD

VACATION BIBLE SCHOOL

- MARY
- ELIZABETH
- PAUL
- SILAS
- TIMOTHY
- STEPHEN
- LUKE
- PHILLIP


- ABIGAIL
- CALEB
- JOSHUA
- ELIJAH
- ELISHA
- NEHEMIAH
- JOHN THE BAPTIST



VBS Sampler

A sampling of TruthQuest's exciting
Follywood Vacation Bible School

© 2005 TruthQuest® Ministries • www.truthquest.net



LIGHT THE DARKNESS.
MATT. 5:16

CONTENTS


SECTION 1: VBS OVERVIEW

Introduction.....	3
VBS FastFacts Chart.....	4
VBS Overview Chart.....	5
Basic Information about this VBS.....	6
Theme, Objective, and Gospel.....	6
Six Bible Versions.....	6
How this VBS Program Operates Each Day.....	7
Adjusting VBS to Operate in Different Sized Churches.....	8
Bringing the Hollywood Theme to Life.....	9
The VBS Departments.....	10
Drama Department.....	10
Teaching Department.....	11
Age Group Leaders.....	12
Crafts Department.....	12
Snacks Department.....	12
Games Department.....	12
Music Department.....	12
Missions Department.....	13
Advertising Department.....	13
Registration & Scoring Department.....	13
Decorations Department.....	13
Doctrinal Statement.....	14

SECTION 2: VBS SAMPLES

Day 1 Bible Story Lesson (Level 2).....	16
Day 1 Take-Home Worksheet (Level 2).....	17
Day 1 Bible Application Lesson (Level 2).....	18-19
Day 1 Family Study.....	20





LIGHT THE DARKNESS.
MAT. 5:16

VBS OVERVIEW

A BRIEF LOOK AT VBS

INTRODUCTION

Welcome to Follywood! TruthQuest's exciting Vacation Bible School Kit includes all of the curriculum and VBS activity materials you'll need for an exciting and successful VBS, all in an easy-to-use format!

CONTENTS OF THE VBS OVERVIEW

VBS FASTFACTS CHART

Includes basic information about this VBS program, including a brief description of the VBS theme and objective and a complete listing and description of the VBS materials included in this kit

VBS OVERVIEW CHART

Provides an overview of every VBS activity that will take place over the five days of VBS

BASIC INFORMATION ABOUT THIS VBS

More detailed information about the theme, objective and structure of VBS

HOW THIS VBS PROGRAM OPERATES EACH DAY

A description of the VBS activity sessions that will happen each day

SUMMARY OF THE VBS DEPARTMENTS

A brief summary of what each VBS department will do

FOLLYWOOD

VBS FAST FACTS

THEME:

The back-lots of "Big Picture Studios," a Hollywood movie studio of a different sort. Here, children can learn to become true superstars for Jesus!

OBJECTIVE:

To teach discernment to children so they will not be influenced by the world. Children will learn why Hollywood's values should be rejected in favor of God's values. More importantly, they'll learn to be lights to their world through godly living!

BIBLE VERSIONS INCLUDED:	NIV, KJV, NKJV, NLT, ESV, and HCSB. Materials are included on the CD-ROM in each of these Bible translations.
LENGTH OF THE PROGRAM:	Five days, with a daily running time of 2½ hours.
FOR AGES:	Can accommodate age 3 thru 6th grade, and also includes workshops for adults.
SCALE OF THE PROGRAM:	Adjustable scale allows Follywood to fit the needs of very small churches, medium-sized churches, and large churches.
AGE GROUP DIVISIONS:	Small churches: Two (Preschool thru grade 1 / grade 2 thru grade 6) Medium churches: Four (3s & 4s / K-1st / 2nd & 3rd / 4th thru 6th) Large churches: Eight (3s / 4s / K5 / 1st / 2nd / 3rd / 4th / 5th & 6th)
CLASSROOMS NEEDED:	Minimum of four. In large churches, up to eight rooms may be needed.
VOLUNTEERS NEEDED:	One adult for every ten children, plus five (minimum requirements). One adult for every eight children, plus ten (ideal number of staff).
GOSPEL PRESENTED:	Every day in drama skits at closing assemblies.
FORMAT:	CD-ROM for Windows and Macintosh
REPRODUCIBLE?	Yes, in unlimited quantities for use in your ministry. Re-selling and re-distribution is prohibited.

COMPONENTS INCLUDED IN THIS VBS HIT	DESCRIPTION AND CONTENTS
DIRECTOR'S GUIDEBOOK	Overview of VBS, tips and directions for planning and organizing VBS, and recruiting and supplies flyers
DRAMA HIT WITH DAILY GOSPEL	Skits and gospel presentations for five days and directions and tips for planning and performing drama
TEACHING DIRECTOR'S GUIDE	VBS lessons and directions for organizing all VBS teaching activities
BIBLE STORY LESSON HIT	Bible story lessons designed for four teaching levels covering five days
BIBLE APPLICATION LESSON HIT	Object lessons with Scripture designed for four teaching levels which illustrate how to apply each day's Bible lesson
WORKSHEET HIT	Specifically designed take-home worksheets for four levels covering five days
ADULT WORKSHOP HIT	Workshop-style lessons for adults covering five days
FAMILY STUDY HIT	Take-home Bible studies designed for parents covering the VBS topics
MUSIC HIT	Song lyrics, hand motions, sheet music and music CD containing seven original VBS songs
CRAFTS HIT	Complete directions, supply lists and templates for five VBS craft projects
SNACKS HIT	Complete directions, supply lists and recipes for five VBS snacks
GAMES HIT	Complete directions, supply lists and diagrams for five VBS games
AGE GROUP LEADER GUIDES	Directions for all VBS Age Group Leaders
MISSIONS HIT	Suggestions for VBS missions projects, fund-raising ideas, and progress tracking poster
REGISTRATION & SCORING HIT	Complete directions, name tags, score sheets, information cards and flyers for VBS registration and scorekeeping
DECORATIONS HIT	Ideas, suggestions and clip art to be used for decorating your facility for VBS
ADVERTISING HIT	Directions, suggestions, flyers, posters, banner artwork, a promotional skit, and a radio script for promoting your VBS
DISCIPLESHIP DOOHIEY: "GROWING UP IN CHRIST"	Thirteen lessons and activities, along with extensive Scriptural references designed for parents and children to go through TOGETHER
GOSPEL TRACT: "ALL ABOUT JESUS"	A one-page explanation of the problem of sin and how Jesus' death and resurrection can save us
GOSPEL TRACT: "SOMETHING'S WRONG"	A one-page discussion of how sin curses our world and how Christ is the only solution
GOSPEL TRACT: "THE BIBLE IN 30 SECONDS"	A two-page rhyming summary of the Bible, showing how sin threatens us and how Jesus can save us
CLIP ART LIBRARY	A large selection of decorating and advertising artwork, signs and large posters on CD-ROM
T-SHIRT ARTWORK	Artwork for VBS T-Shirts which you can have printed at a t-shirt shop or iron on to your own shirts
FLYERS	Recruiting, registration and advertising flyers on CD-ROM

FOLLYWOOD

VBS OVERVIEW

© 2005 TRUTHQUEST MINISTRIES. PERMISSION IS GRANTED FOR THE PURCHASER OF THIS KIT TO REPRODUCE THIS PAGE. REPRODUCTION OR DISTRIBUTION OF THESE MATERIALS FOR USE BY AN INDIVIDUAL OR ORGANIZATION OTHER THAN THE PURCHASER IS PROHIBITED. HTTP://TRUTHQUEST.NET

	DAY 1	DAY 2	DAY 3	DAY 4	DAY 5
OVERALL FOCUS	LEARNING DISCERNMENT Judge carefully what you give your attention to! Many of the worlds offerings are VILE!	DON'T COMPROMISE! Even a small amount of evil can poison something that is otherwise good.	WHAT MAKES A HERO? The world's heroes are often poor role models. Look to Jesus to see a TRUE hero!	EVERLASTING AWARDS Unlike the world's shallow awards, God's awards last forever!	LIGHT IT UP! Instead of being influenced by the world, impact your world for Jesus!
MEMORY VERSE (NIV SHOWN HERE)	PSALM 101:3 I will set before my eyes no vile thing. The deeds of faithless men I hate; they will not cling to me.	ECCLESIASTES 10:1 As dead flies give perfume a bad smell, so a little folly outweighs wisdom and honor.	3 JOHN 11A Dear friend, do not imitate what is evil but what is good.	HEBREWS 12:2A Let us fix our eyes on Jesus, the author and perfecter of our faith.	MATTHEW 5:16 Let your light shine before men, that they may see your good deeds and praise your Father in heaven.
DRAMA SKIT 	"NO VILE THING" "Lights" urges the director not to make a vile movie. INCLUDES GOSPEL PRESENTATION	"DEAD FLIES" The director tries to "spice up" a film by adding trashy scenes, but "Lights" sets him straight. INCLUDES GOSPEL PRESENTATION	"MY HERO!" "Lights" explains to the director and leading lady what makes a TRUE hero. INCLUDES GOSPEL PRESENTATION	"TRUE AWARDS" As the leading lady boasts of her awards, "Lights" describes EVERLASTING awards from God. INCLUDES GOSPEL PRESENTATION	"LIGHTS! CAMERA! ACTION!" "Lights" and the gang get ready to light the world through the love of Jesus! INCLUDES GOSPEL PRESENTATION
BIBLE STORY 	"THE NIGHT CHOICE" Abraham and Lot (Adapted from Genesis 13, 14, and 19)	"WISDOM OR WORLDLINESS?" King Solomon Gets Off Track (Adapted from 1 Kings 3, 9, and 11)	"HEART THROBBER!" David vs. Absalom (Adapted from 1 Samuel 16 and 17 and 2 Samuel 15 thru 18)	"AND THE GLORY GOES TO..." Nebuchadnezzar Learns a Lesson (Adapted from Daniel chapters 1, 2, and 4)	"THIS LITTLE LIGHT OF MINE" How Tabitha Let Her Light Shine (Adapted from Acts 9:36 thru 43)
APPLICATION LESSON 	NO VILE THING An object lesson showing why giving attention to what is vile hinders our ability to follow God.	A LITTLE YEAST An object lesson showing how a small amount of folly or evil can poison our whole lives.	HERO SHOPPING An object lesson which compares how the world's heroes measure up to Christ.	AWARDS THAT LAST An object lesson comparing temporary worldly awards with God's eternal rewards which glorify God.	SPREAD THE LIGHT An object lesson which shows how we can reflect God's Light to those who are in the darkness.
ADULT WORKSHOP	"BUILDING DISCERNMENT" A discussion of the importance of discernment where entertainment is concerned.	"BOILING THE FROG" An illustration of how we can become de-sensitized to sin.	"ZEROS OR HEROES?" An examination of the world's distorted view of heroism vs. TRUE heroism.	"TO GOD BE THE GLORY" A look at who is glorified by man's awards versus who SHOULD get the glory.	"THE LIGHT OF THE WORLD" A discussion of how we can impact our world for God's Kingdom.
SONGS 	NO VILE THING This song comes from Psalm 101:3 and is set to fun music!	GOD'S WAY This spoof of "On Broadway" reminds kids of GOD'S Way!	H.E.R.O. This up-tempo song reminds kids that Jesus is the ultimate hero!	I WILL WORSHIP YOU This worship song reminds us to fix our eyes on Jesus.	IN NOT OF / SALT AND LIGHT These two fun songs remind us to be lights to the world!
SNACKS 	DLACH (AVIAR): Raisins in chocolate syrup served on graham crackers. 	MOVIE (CAMERAS): Made of cheddar cheese, pepperoni, and pretzel sticks. 	PREMIERE BOW TIES: Made with pretzels or apples, bananas, and chocolate. 	CROSBAR AWARDS: Awards made of cheese and cracker sticks. 	AUTOGRAPH BOOKS: Graham cracker sandwiches with icing and pretzel sticks. 
SCRIPTURE MEMORY GAMES 	STAR SEARCH Kids race to hop on colored stars.	GOTCHA! Two teams race back and forth while avoiding being tagged.	HERO HOP Kids race back and forth imitating different Bible heroes.	DACH UP THE TRAIN Kids form a moving train which moves forward and in reverse.	LIGHT YOUR WORLD This version of "Duck-Duck Goose" is played with a flashlight.
	CRAB KICK Crab-walking kids kick a ball to score goals	IT'S OUTTA HERE! Dodge-ball where kids try to knock over pins.	OVERFLOW Teams race to fill a bucket of water one cup at a time.	CAPTURE THE TREASURE A variation on "Capture the Flag"	LAMPS AND LIGHTS Teams react to the words "lamps" and "lights" by chasing each other.
RAFT PROJECTS 	DIG STAR SUNGLASSES: These fun sunglasses let kids show their style! 	EDITING CLAPPERS: Kids will remember to "edit" out evil with these fun clappers! 	HERO HANDPRINTS: These handprint crafts remind children to imitate Jesus! 	CROWN OF GLORY AWARDS: These crowns remind kids of the REAL Crown of Glory we should work for. 	MEGAPHONES: Make some noise and let the world hear about Jesus! 

WELCOME TO FOLLYWOOD!

Welcome to Follywood! As the director of your church's VBS program, you have many responsibilities. This VBS kit is designed to make the job of bringing VBS to your church as easy as possible. Let's take a look at the nuts and bolts of Follywood.

BASIC INFORMATION

THE THEME

Lights! Camera! Action! Welcome to Big Picture Studios, an exciting movie studio where children will learn to be superstars for Jesus! Children will "tour" the back lots of a movie studio as they participate in all their fun VBS activities. The crafts projects, snacks, games and music will all follow the Hollywood theme, making children feel like they're part of the next big Hollywood blockbuster!

More importantly, children will learn how distorted Hollywood's values often are and how to avoid being influenced by the world! Instead, children will learn how to be the influences in their world to show others the way to Jesus!

THE OBJECTIVE

Our culture is so absorbed by the entertainment industry that children are constantly being influenced by movies, TV, music and other media with worldly messages. The objective of Follywood is to help children build discernment so that they may look at Hollywood's offerings (and the world's values) with a critical eye. Our hope is that children will turn away from Hollywood's values and turn instead to God's values, learning and living the Truth of the Gospel from God's Word. Instead of being influenced by the world, we want the world to be influenced by godly children!

TEACHING PERSPECTIVES

Follywood's title is a play on words, pointing out that much of Hollywood's world is folly. Follywood includes two different and complimentary teaching times to ensure that children understand both the Biblical truths we should live by and how those truths apply to them today.

BIBLE STORY LESSONS

The Bible Story Lesson Kit, included with this program, contains Bible Story Lessons for each day of VBS. These Bible stories will show children how the VBS lesson concepts were demonstrated in the Bible, while also familiarizing the children with stories they may not have heard before.

BIBLE APPLICATION LESSONS

Additionally, Follywood includes a full set of Bible Application Lessons. These are interactive, visual object lessons which demonstrate how the lessons learned from the Bible stories apply to our lives today. These two teaching methods result in a well-rounded learning experience for the children.

THE GOSPEL

One of the prime objectives of Follywood is to share the gospel of Jesus Christ with children and their families. Through the use of Bible lessons, gospel tracts, and discipleship materials which can all be printed from the Follywood CD-ROM, you can share the gospel with all the children in your VBS program.

One effective method for sharing the gospel with the children is the Follywood drama skits (found in the Drama Kit on the Follywood CD-ROM) during opening and closing assemblies each day. During the five days of VBS, "Lights," our main drama character, will constantly share the gospel with a sense of urgency, and of course, with a great deal of fun. The Follywood drama skits allow you to share the gospel on EVERY DAY OF VBS, making Follywood a very evangelical program.

SIX BIBLE VERSIONS INCLUDED IN THIS VBS KIT

Every publication in this VBS kit that directly quotes Scripture is provided in six different versions; one for each of the Bible versions listed below. This allows you to present VBS to your kids using the Bible version of your choice. The Bible versions included in this kit, and their copyright notices, are:

NEW INTERNATIONAL VERSION (NIV)

Scripture quoted by permission. Quotations designated (NIV) are from THE HOLY BIBLE: NEW INTERNATIONAL VERSION (NIV). Copyright © 1973, 1978, 1984 by International Bible Society. Used by permission of Zondervan Publishing House. All rights reserved.

KING JAMES VERSION (KJV)

Written in 17th century English, this classic translation is viewed by many to be the best available. Quotations from the KJV are public domain.

NEW KING JAMES VERSION (NKJV)

Copyright © 1982, Thomas Nelson, Inc. Bible text from the New King James Version is not to be reproduced in copies or otherwise by any means except as permitted in writing by Thomas Nelson, Inc., Nelson Place at Elm Hill Pike, Nashville, Tennessee, 37214-1000.

NEW LIVING TRANSLATION (NLT)

Holy Bible, New Living Translation copyright © 1996 owned by Tyndale Charitable Trust. Used by permission of Tyndale House Publishers Inc., Wheaton, Illinois 60189. All rights reserved. New Living, NLT, and the New Living Translation logo are registered trademarks of Tyndale House Publishers.

ENGLISH STANDARD VERSION (ESV)

The Holy Bible, English Standard Version. Copyright © 2001 by Crossway Bibles, a division of Good News Publishers. All rights reserved.

HOLMAN CHRISTIAN STANDARD BIBLE® (HCSB)

All quotations from the HCSB are Copyright © 1999, 2000, 2002, 2003 by Holman Bible Publishers.

FIVE DAYS, TWO AND ONE-HALF HOURS PER DAY

Although you may alter the time frame in which this VBS program operates in your church, it is designed to run for five days, running for 2½ hours or more each day. This allows VBS to be done either in the daytime or in the evening. Extending the daily running time is possible, although we do not recommend reducing the running time to less than 2½ hours per day, as the children will not be able to participate in all the VBS activities in less than 2½ hours per day.

HOW THIS VBS PROGRAM OPERATES EACH DAY

SESSION 1: OPENING ASSEMBLY (20 MINUTES)

After children have arrived each day and checked in with their Age Group Leaders, all the children will assemble as one large group in a large room such as a church sanctuary. The opening assembly consists of the following:



OPENING SONG

The worship leader or drama leader will lead the children in singing the VBS Theme Song to start off on the right foot.

OPENING SKIT

A fun drama skit is performed for all the children which introduces the lesson focus for that day of VBS.

SESSIONS 2-5: VBS LESSON AND ACTIVITIES

After the opening assembly, the children are divided into their respective age groups (described in the Director's Guidebook) and sent off to participate in five VBS activity sessions. During any given time session, each VBS age group will be involved in a different activity than the other groups. At the end of each time session, each group will ROTATE to a different activity until all of your age groups have participated in all of the activity sessions (meaning that each group will go to the VBS activities in a different order). You will need a room or area for each of these activity sessions, which are as follows:



BIBLE STORY LESSON & WORKSHEET TIME WITH MEMORY VERSE (20 MINUTES)

During this important teaching time, the children learn from the Bible each day and also have time to work on worksheets which they will take home.



BIBLE APPLICATION LESSON TIME (20 MINUTES)

This equally important teaching time provides children with a Scripture-filled hands-on object lesson that shows how the day's Bible lesson can be applied to their lives on a daily basis.



GAME TIME (20 MINUTES)

For a break, the children get to run off some energy by participating in a fun game which either helps them to apply the day's lesson or just to have fun.



RAFTS & SNACK TIME (20 MINUTES)

Here, the children get to create a simple but fun craft project to remind them of their day at VBS. As they do this, they are served a yummy and fun VBS snack.

SESSION 6: CLOSING ASSEMBLY (25 MINUTES)

At the end of each day, the children re-convene into one large group for the closing assembly, which takes place in the same room where your opening assembly took place. The closing assembly includes:

PRAISE & WORSHIP MUSIC



At the start of the closing assembly, the worship leader or drama leader leads all the children in singing worship songs such as those which have been provided on the VBS Music CD.

CLOSING SKIT



Next, the second half of the drama skit for the day is performed for the children, reviewing what has been learned and concluding the story for that day of VBS.

GOspel PRESENTATION & PRAYER

Each day's VBS skit includes an option to present the gospel to the children during the closing VBS skit, along with a closing prayer.



How Large is Your VBS?

The scale of your VBS affects numerous things as you make plans. The number of children and staff you will have affects your staffing needs, the Age Groups you'll incorporate, the teaching levels you'll use, and the way you set up your daily VBS rotation schedule.

Scaling VBS to Your Needs

Follywood can accommodate up to eight age groups and four teaching levels. However, depending on the scale of your VBS, you may not use them all. The charts in the right column show three different VBS models. Based on your anticipated VBS attendance, you need to determine which of these three models your VBS will follow.

Small VBS

50 or Fewer Children Expected

In this VBS model, you will OMIT six of the eight possible VBS age groups and two of the possible teaching levels. Teaching levels 1 and 3 will not be used in this model, and all materials in this VBS kit which are designed specifically for Level 1 or Level 3 should be disregarded.

Medium-Sized VBS





50-150 Children Expected









This VBS model omits four of the eight possible VBS age groups, but uses ALL of the VBS teaching levels.













Large VBS

Over 150 Children Expected

This VBS model uses all of the age groups and teaching levels created for this program.

SMALL VBS (50 or Fewer Children)		
GROUPS TO INCLUDE	FOR WHICH AGES / GRADES	TEACHING LEVEL
	LIGHTING CREW: AGE 3 THRU 1ST GRADE	 For Grades K-5 - 1st Grade
	F/X CREW: 2ND GRADE THRU 6TH GRADE	 For 4th Grade thru Pre-teen

MEDIUM VBS (50 - 150 Children)		
GROUPS TO INCLUDE	FOR WHICH AGES / GRADES	TEACHING LEVEL
	STUNT CREW: AGE 3 THRU AGE 4 (OR GRADE II-4)	 For Preschool Children
	LIGHTING CREW: KINDERGARTEN THRU 1ST GRADE	 For Grades K-5 - 1st Grade
	CAMERA CREW: 2ND GRADE THRU 3RD GRADE	 For 2nd and 3rd Graders
	F/X CREW: 4TH GRADE THRU 6TH GRADE	 For 4th Grade thru Pre-teen

LARGE VBS (150 or More Children)		
GROUPS TO INCLUDE	FOR WHICH AGES / GRADES	TEACHING LEVEL
 	CUTTING CREW: AGE 3 STUNT CREW: AGE 4 / GRADE II-4	 For Preschool Children
 	SOUND CREW: KINDERGARTEN LIGHTING CREW: 1ST GRADE	 For Grades K-5 - 1st Grade
 	STAGING CREW: 2ND GRADE CAMERA CREW: 3RD GRADE	 For 2nd and 3rd Graders
 	CGI CREW: 4TH GRADE F/X CREW: 5TH & 6TH GRADE	 For 4th Grade thru Pre-teen



FOLLYWOOD

VACATION BIBLE SCHOOL

VBS SAMPLER

PAGE 9
VBS

BRINGING THE HOLLYWOOD THEME TO LIFE

The Hollywood theme of this VBS includes a few special details for you to consider. The information on this page is meant to help you to get the most out of VBS.

STAFF NAME TAGS

All of your VBS staff who will be working directly with children should have name tags to identify them. These name tags are all included with the materials you will give to each volunteer. For example, the Crafts Kit includes a name tag for a Crafts Leader, and the Bible Lesson Kits include name tags for teachers. However, you can also print extra staff name tags (as well as name tags for children) from the "Helpful Aids" section of the Follywood CD-ROM.

CREW FLAGS

Each of the VBS Age Groups is identified as a "crew," and each crew has its own flag. These crew flags can be printed from the "Helpful Aids" section of the Follywood CD-ROM. We suggest printing a flag for each crew and fastening it to a dowel rod. These crew flags can be carried by children as they travel from one VBS activity to the next.

CHECK-IN LOCATIONS

For faster VBS check-in, we suggest designating a specific area for each Age Group to meet and check in with their Age Group Leaders each day. Since the first VBS activity each day is an opening assembly, a good location for check-in areas is to rope off a seating area in your assembly room where each age group is to gather each day. For instance, the first couple of seating rows could be a check-in area for the Preschool group, and the two rows behind that would be for the Kindergartners, and so on. We suggest posting additional copies of the crew flags in each check-in area so that children will recognize which area they should go to.

BOYS VS. GIRLS COMPETITION

To motivate children to listen closely and participate in VBS, the lesson times utilize a "boys vs. girls" competition. Certain questions during lesson time are worth points, and boys and girls race to correctly answer the most questions. When a question is asked, any child who thinks they know the answer is to STAND UP. The first child to stand is called on for their answer. If they are correct, they score a point for their team, which is recorded on a Scoreboard sheet (included in the Lesson kits). At the end of each day of VBS, all of the Scoreboard sheets from each group are turned in and tallied. If the boys answered the most questions, then Gloria Gonn, the girl drama character, will be sprayed with Monkey Slime (silly string) in the closing assembly. If the girls win, then Cameron Axshon, the boy character, will be sprayed. This simple competition will

motivate children to listen closely, therefore helping them to learn more.

MOVIE SETS OR SCENES

Like a tour of Universal Studios, you can have several different movie sets in different places in your facility. You might imagine movie sets from action movies, space movies, westerns, comedies, or just about anything else.

RE-USING OLD VBS DECORATIONS

If you have decorations left over from a VBS you did last year, why not use them? Decorate an area in your facility with your old decorations, and then simply put a director's chair, a camera and tripod, and a few lights in place to turn it into a movie set.

MOVIE SCENES

Consider how you might create simulations of scenes from movies which the kids might enjoy. For example, you could create an area which looks like a scene from "Finding Nemo" or some other movie which would be appropriate to include in your decorations. Or, create scenes from Bible stories and make them look like movie sets!

MOVIE POSTERS

If you have a few movie posters, provided that they're appropriate for use in your church, you might consider hanging them up as decorations. Spoofs of movie posters are also included for decorations in the "Helpful Aids" section of the Follywood VBS CD-ROM.

A CAUTION ABOUT MOVIE MEMORABILIA

If you use movie posters or if you set up scenes from Hollywood movies, be extremely careful about which movies you use. Favor the side of caution!

COSTUME / PROP, OR SUPPLY ROOMS

Another decorating idea is to have tables filled with props, racks filled with costumes, buckets full of extension cords, and other things which might be needed for making movies.

FOLLYWOOD CD-ROM SIGNS

Signs like "Follywood," "Big Picture Studios," and others can add further authenticity if posted strategically on the stage or around your facility. A variety of signs and other decorative artwork is available on the Follywood CD-ROM. We suggest borrowing or printing a copy of the Decorations Kit from the Follywood CD-ROM for more ideas.

THE VBS DEPARTMENTS

The Follywood VBS kit is divided into what we call "Resource Kits." Each kit is designed for a particular area, or "department" of VBS. This allows the VBS Director to recruit heads for each VBS department, providing them with the appropriate kits and materials for their assigned departments from the Follywood CD-ROM. In this way, all of the VBS "Department Directors" will be equipped with all the VBS materials they need for operating their department of VBS.

SUMMARY OF VBS DEPARTMENTS

Now it's time to take a brief look at what the VBS Department Directors will be doing and how each department will work. Being aware of what your volunteers are doing will be very important for keeping everyone organized and enabling you to answer questions from your workers.

We recommend that you take a quick look at the VBS kits which pertain to each department for a full understanding of the needs and responsibilities of each department. However, for your reference, we've included an overview of what each department and director will be doing. This overview is as follows:

DRAMA DEPARTMENT

The Drama Staff for VBS will be overseeing the dramatic portions of the VBS program, including the opening and closing skits for each day of VBS. The drama skits feature three fun characters (shown in the next column). Cameron Axshon, the big-time movie director, will work with Gloria Gonn, the superstar actress to create the next blockbuster film. All the while, "Lights," the gentle stage hand, will share the gospel with the misguided duo.

Each day's skit sets the stage for the Bible lessons to be taught that day. On each day of VBS, the first part of the drama skits will be performed, and then paused at a crucial point. Then, the children will be sent off to their other VBS activities while thinking about the unresolved issues of the skit. At the end of each day in the closing assemblies, after a time of praise & worship, each day's skit will then be concluded, showing the children how each issue is resolved. The drama skits will be great fun for children to watch, all while teaching important concepts.

NEEDS OF THE DRAMA DEPARTMENT

The Drama Department will need a stage area on which to perform and where all of your VBS children can watch the drama skits. Depending on the size of your facility, they may also need a sound system and some minor technical equipment. You'll need an adult actor to play "Lights" and actors to play the parts of Cameron Axshon and Gloria Gonn (teens with dramatic talent are good choices). The Drama Kit

contains all of the VBS skits and includes many of the props and instructions needed. The Follywood CD-ROM also contains teleprompter versions of each skit, along with instructions for setting up a simple teleprompter.

VOLUNTEERS NEEDED

- An adult to play "Lights." This should be a middle-aged, wise-looking man.
- A male actor to play the part of Cameron Axshon. This can be an adult, but a teenager would be very suitable.
- A female actor to play the part of Gloria Gonn. This can be an adult, but a teenager is very suitable.
- A technical crew for sound and lights if applicable
- People to help acquire props and prepare sets for your skits

THE CHARACTERS

Here's a quick summary of what each character is like:

CAMERON AXSHON

Cameron is a silly movie director who thinks the world is breathlessly waiting for his next big picture. Many of his ideas are somewhat vile, and he has to be convinced that his picture shouldn't follow the pattern of most of Hollywood. He is not a believer, but will be converted at the end of VBS.



GLORIA GONN

Gloria is a snooty actress who believes that the world is beneath her. She wants to be a superstar, but doubts that Cameron can produce a film to launch her to greatness. She too is an unbeliever until the end of VBS.



"LIGHTS"

"Lights" is a quiet and gentle stage hand who makes sure that everything is where it needs to be. He is the only believer in the group, and he does his part to spread the light of Jesus to the dark world he works in, eventually leading Cameron and Gloria to Christ.

"Lights" perspective is similar to that of Solomon's in the book of Ecclesiastes. Looking back on a life that had everything the world had to offer, he found it meaningless, shunning the world's glory for a life lived for Christ. You see, "Lights" was secretly once a superstar actor himself, but now lives for eternal glory.



TEACHING DEPARTMENT

The Teaching Department is the backbone of your VBS, providing the most 'face-to-face' in-depth teaching of the VBS program. The Teaching Department includes:

BIBLE STORY LESSONS KIT

Bible story lessons for each day of VBS, provided at four teaching levels for each day. Each lesson is connected to the drama skit for that day, and all lessons include some sort of interactive element for more effective teaching.

BIBLE APPLICATION LESSON KIT

Interactive object lessons with Scripture which show how each day's Bible lesson applies to our lives today. These lessons are provided at four teaching levels as well.

WORKSHEET KIT

Age-targeted worksheets relating to each day's VBS lesson to be sent home with the children.

ADULT WORKSHOP KIT (OPTIONAL)

Including five workshop-style lesson outlines designed for parents.

FAMILY STUDY KIT

Includes a take-home Bible study sheet designed for parents so they can study the same topics their children learned and continue the teaching process.

GOSPEL TRACTS & DISCIPLESHIP DOOHLET (HIV OR HWY)

For use in evangelizing children and helping them to mature.

TEACHING DIRECTOR'S GUIDE

Summarizes all of the above items and includes directions for setting up his or her department, as well as how the Follywood lesson materials should be used.

NEEDS OF THE TEACHING DEPARTMENT

Based upon the size of your VBS, you'll need either one or two rooms for your Bible Story Lessons and an additional one or two rooms for your Bible Application Lessons. If desired, you will also need a classroom for the Adult Workshops. Certain supplies which are needed for teaching the Bible Lessons are listed in the Lesson Kits, though many of these supplies are included with the Lesson Materials.

BIBLE TEACHING PERSONNEL NEEDED

Based upon the size of your VBS you'll need staff as follows:

SMALL VBS:

- One Bible Story Lesson Teacher
- One Bible Application Lesson Teacher

MEDIUM VBS:

- One Bible Story Lesson Teacher
- One Bible Story Assistant
- One Bible Application Lesson Teacher
- One Bible Application Assistant
(recommend having a different teaching crew each day of VBS)

LARGE VBS:

- One Bible Story Lesson Teacher and Assistant for Junior Program
- One Bible Story Lesson Teacher and Assistant for Senior Program
- One Bible Application Lesson Teacher and Assistant for Junior Program
- One Bible Application Lesson Teacher and Assistant for Senior Program
(recommend having a different teaching crew each day of VBS)

ADULT WORKSHOP TEACHERS

Finally, if you choose to include adult workshops in your VBS, you'll need qualified people to teach them using the lessons in the Adult Workshop Kit.



AGE GROUP LEADERS

Age Group Leaders are the adult helpers who will be with the kids throughout the VBS program, taking them from area to area, administering discipline, and most importantly, befriending the kids. At the start of each day's VBS session, Age Group Leaders will need to "check-in" the children for the age groups they're assigned to. Check-in involves greeting children, issuing them name tags, listening to them reciting memory verses, and keeping score for them on the score sheets.

NEEDS OF AGE GROUP LEADERS

We suggest equipping each Age Group Leader with a name tag and a clipboard on which they can keep notes or score sheets.

AGE GROUP LEADER T-SHIRT ARTWORK IS PROVIDED

The "Helpful Aids" section of the CD-ROM includes t-shirt artwork for the leaders of each age group which you can print and iron on to white t-shirts. This will help children to quickly identify the leaders of their groups.

VOLUNTEERS NEEDED

We suggest one adult for every ten children.

RAFTS DEPARTMENT

The Crafts Department will handle the Craft Time sessions of each day of your VBS program. Special craft projects are included in the Crafts Kit, including supply lists, templates, diagrams, directions and photos of finished crafts. All of the craft projects relate in some way to the theme of the lessons of VBS, and all of the projects are simple and easy. The five Follyhood craft projects are shown on page five of this Guidebook.

NEEDS OF THE CRAFTS DEPARTMENT

You will need an area in which to host Craft Time for each day of VBS. We suggest a non-carpeted area if one is available. Otherwise, we suggest protecting floors with painting tarps and protecting craft tables with newspapers. Supplies needed for craft projects are listed in the Crafts Kit and on the "Supplies Needed" flyer from this kit.

VOLUNTEERS NEEDED

- Craft Teachers who can demonstrate crafts and assist children
- Preparation workers who can prepare the supplies needed for each craft project, as well as preparing (mess-proofing) the area in your facility where the crafts will be taught.
- Clean-up personnel to assist in cleaning up after craft time.



SNACKS DEPARTMENT

The Snacks Department will be responsible for preparing and handling the daily Snack Time of your VBS program. The Snacks Kit includes recipes for five simple but fun VBS snacks, as well as suggestions for preparation, cleanliness, and more. The five Follyhood snacks are found on page five of this Guidebook.

NEEDS OF THE SNACKS DEPARTMENT

You will need an area in which to serve the snacks to the children. In some cases, children are asked to assemble their snacks before eating them, meaning that you will need to have tables for the children to be served at. We also suggest a non-carpeted area for Snack Time. A list of the items needed for Snack Time is included in the Snacks Kit.

VOLUNTEERS NEEDED

- Preparation volunteers who will make necessary preparations
- Snack supervisors who will serve the children
- Clean-up volunteers

GAMES DEPARTMENT

The Games Department will prepare and administer each day's VBS games. The games are a good way for children to release extra energy and to let loose for a while at VBS. All of the VBS games are loosely related to the theme and the VBS lessons. The Games Kit includes detailed directions, diagrams and props for use with the VBS games. The Follyhood games are briefly described on page five of this Guidebook.

NEEDS OF THE GAMES DEPARTMENT

We suggest an outdoor grassy area or an indoor area with soft flooring or carpeting. A first aid kit is always a good idea, and we suggest making water available for thirsty kids. Other supplies needed for games are listed or provided in the Games Kit.

VOLUNTEERS NEEDED

We suggest having a few adult helpers to play with the children, to keep order, and to keep the games safe.

MUSIC DEPARTMENT

The Music Department will handle the Praise & Worship segment of your VBS program, learning, teaching and performing the songs for VBS. Your Music Director may perform the VBS songs from the Follyhood Music CD as well as other children's songs favored by the children in your church.

NEEDS OF THE MUSIC DEPARTMENT

Your music leaders will need the Follyhood Music CD and Music Kit to work from. They may also need some sound equipment so they can lead the children in worship.

VOLUNTEERS NEEDED

We suggest having a few teens or children assist the worship leader in leading the VBS children in Praise & Worship.

MISSIONS DEPARTMENT

This department will oversee the VBS Missions project, promoting the project each day at VBS and getting the VBS children involved in the process. This department will determine what the missions project will be and how high to set the fund raising goal.

NEEDS OF THE MISSIONS DEPARTMENT

You will need an area where you can display the fund-raising progress for your missions project so that your VBS children can see it. Artwork for a "tracking board" is provided in the Missions Kit. One person should be adequate for this department.

ADVERTISING DEPARTMENT

The Advertising Department is responsible for advertising and promoting your VBS program before VBS begins. Using flyers, posters and artwork provided in the Advertising Kit and on the Follywood CD-ROM, the department will create interest and excitement both within your church and around your community for your VBS program.

NEEDS OF THE ADVERTISING DEPARTMENT

Your Advertising Director will need access to the Follywood CD-ROM so that all of the flyers, posters and artwork needed can be printed and used. Otherwise, it is up to your church to determine an advertising budget.

REGISTRATION & SCORING DEPT.

The Registration and Scoring Department will oversee the registration process for your VBS, making sure that you have all of the important information needed for each child in your VBS program. This department will also be keeping score as the children accumulate points for their participation in VBS. They will also determine what kinds of awards or prizes to give to the kids. This department will promote early registration within your church and "day-of-event" registration during the five days of your VBS program. The Registration Department will make name tags for each child in your VBS program and ensure that Age Group Leaders have important information for each child. Additionally, this department will tally up scores for all children throughout VBS as directed in the Registration & Scoring Kit.

NEEDS OF THE REGISTRATION & SCORING DEPT.

You will need a table where registration will take place. Your volunteers will need to use this table throughout VBS, both for registration and for scoring. Name Tags, Registration & Scorekeeping Cards, and other tools are provided in the Registration Kit. You will also need a calculator and a supply of 3" X 4" Avery Top-Loading Clip-Style Name Tags.

VOLUNTEERS NEEDED

We suggest recruiting 3-4 people to assist with the registration and scoring process. Workers from other VBS departments may be able to assist when they are not engaged with their own duties.

DECORATIONS DEPARTMENT

This department will be transforming your facility to look like a Hollywood movie studio. This can be accomplished through the use of tripods, cameras, stage lights, director's chairs, megaphones, and other items which can be made to look like a movie set. Some of these things can be found at your local thrift store or online. More decorating ideas are found in the Decorations Kit. Additionally, the Decorations Kit includes a directory of clip-art and signs which can be used for making your facility look like a Hollywood film studio.


NEEDS OF THE DECORATIONS DEPARTMENT

The Decorations Department will need a number of supplies for decorating your facility, many of which are included in the Decorations Kit and on the Follywood CD-ROM. The Decorations Director will need access to the CD-ROM so that he or she can freely locate and print whatever is needed from the clip art library. You will also need to set a VBS decorating budget.

VOLUNTEERS NEEDED

- Carpenters may be needed to build any special props you might want for your VBS
- Artists to paint scenes or signs
- Thrift store or garage sale shoppers to acquire decorating items
- Craft hobbyists to assist in producing props and scenes





There You Have It!

In a nutshell, that's a brief summary of the Follywood VBS program. If you have any questions about this VBS kit, please feel free to contact us as shown below.

We'd also like to tell you about our weekly Children's Church curriculum, designed for ages 4-11. Our Children's Church program is very much like this VBS program, including drama skits, Bible/object lessons, take-home worksheets, family study sheets, gospel and discipleship materials, a database for managing the ministry, clip art, and much more. Our Children's Church also involves many fun characters for drama skits, including puppets. Bring the fun and effective Bible teaching of VBS to your church EVERY WEEK through the TruthQuest® Children's Church Program! Visit our web site and check it out!


TRUTHQUEST® MINISTRIES

WEB SITE: WWW.TRUTHQUEST.NET
EMAIL: INFO@TRUTHQUEST.NET
PHONE: 303-920-1463
ADDRESS: 11500 SHERIDAN BOULEVARD
 DENVER, CO 80020

TRUTHQUEST® DOCTRINAL STATEMENT

WE BELIEVE:

1. The Scriptures, both Old and New Testaments, to be the inspired Word of God, without error in the original writings, the complete revelation of His will for the salvation of men and the Divine and final authority for Christian faith and life.
2. In one God, Creator of all things, infinitely perfect and eternally existing in three persons: Father, Son and Holy Spirit.
3. That Jesus Christ is fully God and fully man, having been conceived of the Holy Spirit and born of the Virgin Mary. He died on the cross, a sacrifice for our sins according to the Scriptures. Further, He arose bodily from the dead, ascended into heaven, where, at the right hand of the Majesty on High, He is now our High Priest and Advocate.
4. That the ministry of the Holy Spirit is to glorify the Lord Jesus Christ and, during this age, to convict men, regenerate the believing sinner, and indwell, guide, instruct and empower the believer for godly living and service.
5. That man was created in the image of God but fell into sin and is, therefore, lost, and only through regeneration by the Holy Spirit can salvation and spiritual life be obtained.
6. That the shed blood of Jesus Christ and His resurrection provide the only grounds for justification and salvation for all who believe, and only such as receive Jesus Christ are born of the Holy Spirit and, thus become children of God.
7. That water baptism and the Lord's Supper are ordinances to be observed by the Church during the present age. They are, however, not to be regarded as means of salvation.
8. That the true Church is composed of all such persons who through saving faith in Jesus Christ have been regenerated by the Holy Spirit and are united together in the Body of Christ of which He is the Head.
9. That only those who are, thus, members of the true Church (above) shall be eligible for membership in the local church.
10. That Jesus Christ is the Lord and Head of the Church and that every local church has the right, under Christ, to decide and govern its own affairs.
11. In the personal premillennial and imminent coming of our Lord Jesus Christ and that this "Blessed Hope" has a vital bearing on the personal life and service of the believer.
12. In the bodily resurrection of the dead: of the believer to everlasting blessedness and joy with the Lord; of the unbeliever to judgment and everlasting conscious punishment.



LIGHT THE DARKNESS.
MATT. 5:16

VBS SAMPLES

A SMALL TASTE OF THE FOLLYWOOD VBS MATERIALS

CONTENTS OF THIS SECTION

In this section you will find samples of VBS materials from DAY 1 of the Follywood VBS program.

BIBLE STORY LESSON

The Day 1 Bible Lesson (NIV version) for the Kindergarten Group. (Modified lessons are provided in our kit for the other ages as well).

TAKE-HOME WORKSHEET

The Day 1 Take-Home Worksheet (NIV version) for the Kindergarten Group. (Modified lessons are provided in our kit for preschool, kindergarten, 2nd, 3rd, and 4th-5th grade groups as well).

BIBLE APPLICATION LESSON

In addition to daily Bible Story Lessons, Follywood features an ADDITIONAL Bible Application Lesson kit. These lessons are also designed at four teaching levels. This section features a sample Lesson (NIV version) from Day 1 of VBS.

FAMILY STUDY

A one-page Bible study related to the VBS topics is sent home with children each day of VBS. These studies are meant for parents to study with their families. A sample Family Study from Day 1 of the program is included in this sampler.

TODAY'S STORY:

"Wisdom or Worldliness"

King Solomon Gets Off Track
Adapted from 1 Kings 3, 9, and 11

SOLOMON was worried he would be a terrible king. "How am I to lead these people?" **SOLOMON** loved the Lord and knew he needed the Lord's wisdom to be king. So **SOLOMON** went before the Lord and offered a thousand sacrifices in order to please Him. That night, the Lord appeared to **SOLOMON** in a dream and said, "Ask for whatever you want for me to give you, **SOLOMON**."

SOLOMON could have asked for riches, popularity, or great power. **SOLOMON** wanted only one thing, though, "Lord, please give your servant wisdom so that I may know how to lead your people and know what is right and wrong."

? QUESTION: (1 POINT):

What did Solomon ask for?

ANSWER: Wisdom.

God was very pleased with **SOLOMON**'s request. He said to **SOLOMON**, "Since you have asked for wisdom and not for long life or wealth for yourself, but have asked for wisdom, I will give you wisdom more than anyone else has ever or will ever have. I will also give you what you didn't ask for, riches and honor. If you walk in my ways and obey me, I will give you a long life." The Lord warned **SOLOMON** to use this wisdom to obey the Lord.

Later, **SOLOMON** built a beautiful temple for the Lord where everyone could worship. The Lord was again pleased with **SOLOMON** and once again promised to bless him.

"If you walk in my ways, then I promise that you and your sons will forever rule over Israel," promised the Lord. "But," the Lord warned, "If you and your sons turn away from me and don't obey me, and begin to worship false gods, then I will take away this land from Israel and this temple will be destroyed."

? QUESTION: (1 POINT):

What warning did God give to **SOLOMON**?

ANSWER: Obey or Israel will be destroyed.

For many years, **SOLOMON** followed the Lord with all of his heart. He grew in wisdom and wealth. Unfortunately, **SOLOMON** began to love **WOMEN** who did not love the Lord. He married many **WOMEN** who did not worship the Lord.

? DISCUSSION QUESTIONS: (NO POINTS)

Q. Do you think it could be a problem to marry someone who does not worship God?

A. Yes, because they could lead you away from the Lord.

DIRECTIONS:

During the story, the whole class should perform special actions whenever they hear the **KEYWORDS** below. Explain and practice these keyword actions, and then read the Bible story.

WHEN YOU HEAR:
SOLOMON

DO THIS:

Yell, "I NEED WISDOM!"

WHEN YOU HEAR:
WOMEN

DO THIS:

Yell, "UH-OH!"

The Lord knew that **WOMEN** who worshipped idols would turn their husbands hearts away from God. **SOLOMON** ignored God's wisdom. As he married more and more of these ungodly **WOMEN**, his heart was no longer fully devoted to the Lord. He began to build temples for the false gods and idols that his wives worshipped. **SOLOMON** became wise in his own eyes and disobeyed the Lord.

? QUESTION: (1 POINT):

What was **SOLOMON**'s sin?

ANSWER: He was worshipping false gods.

? QUESTION: (1 POINT):

How was **SOLOMON** drawn away from the Lord?

ANSWER: By his ungodly wives.

SOLOMON chose to marry **WOMEN** he wasn't supposed to. They turned him away from the Lord. Rather than honoring the Lord, he chose to love many ungodly **WOMEN** more than God. They drew his heart away little by little until he no longer worshipped the Lord as he should. Little by little, step by step, **SOLOMON** walked away from the Lord.

? QUESTION: (1 POINT):

How did **SOLOMON**'s sinful choices affect him over a long period of time?

ANSWER: His heart was turned away from the Lord.

In the end, it was said of **SOLOMON** that he did evil in the Eyes of the Lord. The Lord became angry with **SOLOMON** and promised that the great kingdom that God had given him would be torn away from him.

? QUESTION: (1 POINT):

Why was the Lord angry at Solomon?

ANSWER: He was worshipping false gods.

WHY IT MATTERS...

SOLOMON chose to compromise and not follow God with all of his heart. You have a choice today. Will you be like **SOLOMON** and walk away little by little from the Lord, or will you choose every day to serve the Lord with all your heart? The choice is yours!

END OF LESSON!

KIDS!

DO AT LEAST THREE of the things on this sheet and CHECK THEM OFF in the checkboxes by the numbers. ASK your Mom or Dad to remind you and help you to do this stuff, and then have them SIGN their name at the bottom to show that you did it (and write YOUR NAME there too!) BRING this SIGNED Worksheet with you the next time you come to Follywood for CREDIT!

1.

GIVE YOUR MOM OR DAD THE FAMILY STUDY SHEET WE SENT HOME WITH YOU TODAY. THAT WAY, THEY CAN LEARN THE SAME STUFF YOU LEARNED!



2.

MEMORIZE THIS VERSE

PSALM 101:3A

I will set before my eyes no vile thing.



3.

ANSWER THESE QUESTIONS

"Vile" means "gross" or "yucky" or "bad." Should we set vile things before our eyes?

If we set something before our eyes, it means we're looking at it. Should we look at vile things?

Can you name a vile thing that you shouldn't set before your eyes?

4.

How could it be bad for us to set vile things before our eyes?

APPLICATION CHALLENGE:

Name a few TV shows and movies and ask your parents if they are "vile." Ask your parents if those TV shows or movies have anything vile IN them. Then, say today's Memory Verse and talk with your parents about whether you should watch shows or movies like that.



5.

READ YOUR BIBLE AND PRAY FOR A FEW MINUTES TODAY!

Check it off after you've done it!



PARENTS!

Please sign your name below to verify that your child made an effort to learn and grow Spiritually. This sheet is to be returned to Follywood for credit the next time your child attends.

MY CHILD DID AT LEAST THREE OF THE THINGS LISTED ON THIS SHEET.

Parent Signature: _____

My Child's Name: _____

Memory Verse:

PSALM 101:3

I will set before my eyes no vile thing.



LESSON PREPARATION:

Gather and prepare the supplies needed for today's lesson as shown in the "Lesson Materials & Preparation" section of the cover sheet of the Day 1 Bible Application Lesson Pack.

LESSON INTRODUCTION:

Today, we're going to learn how a little bit of sin in our lives can make it impossible for us to be with God or make Him happy. To start, let's listen to today's Memory Verse:

READ: PSALM 101:3 (BELOW):

I will set before my eyes no vile thing.

EXPLAIN:

"Vile" is a word that means evil, disgusting, ugly, gross, and wrong. It's not a word we hear much these days, but it's a word we should all know and understand because God wants us to avoid anything that is vile.

QUESTION: (1 POINT):

What does vile mean?

ANSWER: Vile means evil, disgusting, and wrong.

READ: PSALM 101:3 (BELOW):

I will set before my eyes no vile thing.

QUESTION: (1 POINT):

What are we not supposed to set in front of our eyes?

ANSWER: Anything that is vile.

EXPLAIN:

This Bible verse warns us not to look at anything that is evil, wrong, disgusting, or vile. So, what's so dangerous about letting vile things into our lives? Let's talk about that.

ACTION:

Draw your class' attention to the clear glass of water.

EXPLAIN:

I need a volunteer to help me with something.

ACTION:

Choose a volunteer to come to the front and take a drink from the glass of water. Thank your volunteer.

DISCUSSION QUESTIONS (NO POINTS):

Q. Did you enjoy your drink?

Q. What would you say if I told you that I got that water out of the toilet?

A. (Allow for various answers.)

Q. It's still water. Why should it bother you if it came out of the toilet?

A. Because it's gross!

Q. Would anyone else want a drink from this glass if it came from the toilet?

Q. Why not?

EXPLAIN:

The good news is, this water did NOT come from the toilet. But if it had, it could have made us very sick—not to mention the fact that it's gross! In fact, it's VILE!

ACTION:

Have the whole class frown and yell "OH, GROSS!"

EXPLAIN:

Gross and disgusting things are vile, but God says that EVIL things are ALSO vile. Vile things are not only gross, but they can also hurt us! I'll show you what I mean:

ACTION:

Draw the kids' attention to the cross you've posted on a far wall of the classroom. Also show them the yarn path you've laid out for getting to the cross. Then, have the class listen to the following verse.

READ: MATTHEW 7:14 (BELOW):

But small is the gate and narrow the road that leads to life, and only a few find it.

ACTION:

Walk along the yarn path with your arms outstretched for balance, as though you're walking a balance beam. Continue this as you explain the following:

EXPLAIN:

Jesus told us that the way to everlasting life with Him was narrow. It's not easy to stay on a narrow road, even when you can see where you're going. But what happens when you CAN'T see the road you're supposed to take?

ACTION:

Bring your teen or adult helper to the front and put the eyeglasses / sunglasses on him/her.



CONTINUED ON NEXT PAGE...



FOLLYWOOD

VACATION BIBLE SCHOOL

LEVEL 2
For Grades K-5 -1st Grade

BIBLE APPLICATION LESSON



PAGE 2 OF 2

Continued from
Previous Page



EXPLAIN:

Our friend here wants to walk the narrow road to make God happy, and right now, he/she can see the way to go. But that's about to change. Remember our Memory Verse?

READ: PSALM 101:3 (BELOW):

I will set before my eyes no vile thing.

EXPLAIN:

Let's talk about some of the vile, disgusting, evil things that some people set before their eyes.

DISCUSSION QUESTIONS:

Q. Are TV shows and movies that make fun of God **VILE**?

A. Yes.

ACTION:

Write "VILE TV SHOWS" on an index card and tape it to your helper's glasses. Write "VILE MOVIES" on another index card and tape it to your helper's glasses. Explain that we're pretending that he/she is looking at **VILE** things.

DISCUSSION QUESTIONS:

Q. Are the bad things people do **VILE**?

A. Yes.

ACTION:

Write "DOING VILE THINGS" on an index card and tape it to your helper's glasses. Explain that we're pretending that he/she is looking at more **VILE** things.

EXPLAIN:

Well, as you can see, our helper has set quite a few vile things before his/her eyes.

DISCUSSION QUESTION (NO POINTS):

Q. How well do you think he/she will be able to follow the narrow road to godliness?

A. Let's find out!

ACTION:

Have your helper, with his/her vision obscured by "vile things," try to follow the yarn path to the cross. HAVE FUN with this. Your helper should struggle as if losing his/her balance, or he/she could go off in the wrong direction, blindly bumping into walls or kids from the class. Make this funny, but demonstrate that you can't follow God when your eyes are on vile things. Continue doing this until directed to stop later in the lesson.

EXPLAIN:

Uh-oh... It looks like our friend is having a hard time staying on God's path.

QUESTION: (1 POINT):

Why is he/she having trouble staying on God's path?

ANSWER: Because he/she can't see!

QUESTION: (1 POINT):

Are the vile things our friend has before his/her eyes helping, or hurting?

ANSWER: Hurting!

EXPLAIN:

Vile things can lead us into trouble. The Bible tells us what we should do. Listen to this:

READ: JAMES 1:21 (ABBREVIATED BELOW)

Get rid of all moral filth and evil and accept the word planted in you, which can save you.

EXPLAIN:

Let's see what happens when our friend obeys this verse.

ACTION:

Have your helper comically remove the "vile things" from his/her glasses and cast them aside. Then, have him/her walk the yarn path again, this time easily reaching the cross.

EXPLAIN:

You see? When our friend got rid of those vile things, it was easier to stay on the path to godliness! That's why we should listen to our Memory Verse in the first place!

READ: PSALM 101:3 (BELOW):

I will set before my eyes no vile thing.


EXPLAIN:

See? If we obey that verse and don't set anything vile before our eyes in the first place, it'll be a lot easier to follow God's path. So, the next time you notice something vile, whether on TV, in a movie, in a book or song, or anywhere else, get away from it! Your life will be a lot better!

CONCLUSION:

"Vile" means gross, disgusting, and evil. Sadly, lots of the stuff we see in movies, TV, books, and music is **VILE**. The Bible tells us to stay away from vile things. That means we have to be very careful about what we watch and listen to. But, if we get rid of those vile things, it's a lot easier to stay on the narrow path that leads to godliness, and THAT'S where we want to be!

END OF LESSON!



FOLLYWOOD

VACATION BIBLE SCHOOL

"What's Influencing You?"



VBS FAMILY BIBLE STUDY

www.truthquest.net

A NOTE TO PARENTS:

Welcome to Follywood Vacation Bible School. We hope your children will enjoy their experience this week. As a resource to you, your children will bring home a Family Bible Study every day. Each study is loaded with Scripture that can be studied in smaller portions. We hope you will use these as a resource to further the learning your child will gain this week at Follywood.

BUILDING DISCERNMENT

Whether we think about it or not, we are influenced by the world around us. One of the greatest sources of influence in our lives is the entertainment industry. But, are the messages and images which come to us through TV, movies, music, books, and games good for us, or are they harmful?

This calls for wisdom, and our desire is to help you and your children to learn how to be discerning. In First Kings 3:9, Solomon asks for discernment so that he may have a heart of wisdom to know good from evil. It was a request that God was pleased to grant, and it should be our desire as well. Which TV shows should we watch, and which ones should we avoid? Which movies? Which musicians? Which books?

Our goal is not to tell you and your family what is ungodly and inappropriate, but rather to give your children the tools to build discernment so that they may determine themselves, in the light of God's Word, what is acceptable and what is harmful. Once they are able to make these determinations, they can respond accordingly.

The Scripture passages listed in this Family Study include numerous references to show what wisdom is, how to attain it, and how to use it in daily life. We encourage you to study these Scripture passages with your family and open a dialogue about the things you allow to influence you. It is up to each individual family to make the decision on what they choose to influence them, but we encourage you to research many of the popular toys, TV shows, video games, music groups, and books which your children are interested in. What you find may change your mind about whether your children should be involved with them. God bless you as you study!

A STUDY OF WISDOM

James 1:5 tells us that "If any of you lacks wisdom, he should ask God, who gives generously to all without finding fault, and it will be given to him." The following Scripture passages define wisdom and show us its source, its purpose, and its benefits. We encourage you to study these passages with your family.

WHAT IS WISDOM?

Job 12:13 Proverbs 9:10 James 3:17
Psalm 37:29-31 Proverbs 14:8

THE SOURCE OF WISDOM

Psalm 51:6 Isaiah 33:6 Ephesians 1:7-9
Psalm 90:12 Jeremiah 9:23-24 Ephesians 1:17
Psalm 111:10 Jeremiah 10:12 Colossians 2:2-3
Proverbs 1:7 Jeremiah 51:15 Revelation 7:12
Proverbs 11:2 Daniel 2:20-23
Proverbs 15:33 Micah 6:9

THE PURPOSE OF WISDOM

Proverbs 1:7 Proverbs 8:9-14, 35-36 Proverbs 28:26

THE BENEFITS OF WISDOM

Proverbs 2:1-4 Proverbs 4:4-9 Proverbs 12:8
Proverbs 3:13-18 Proverbs 9:12 Proverbs 24:3-5, 14

VALUE OF WISDOM

Job 28:12-28 Proverbs 19:8 Ecclesiastes 7:11-12, 19
Proverbs 16:16 Proverbs 23:23

EXAMPLES OF WISDOM

2 Chronicles 1:6-13 *Solomon asked for wisdom instead of wealth.*
Luke 2:41-52 *The Rabbis were amazed at young Jesus' wisdom.*
Acts 6:8-10 *Stephen was full of wisdom from the Holy Spirit.*

CONTRAST OF WORLDLY WISDOM VS. GOD'S WISDOM

Romans 1:22-23 1 Corinthians 3:18-19 Colossians 2:22-23
James 3:14-16

GENERAL REFERENCES OF WISDOM

Proverbs 10:13, 23, 31 Proverbs 13:10 Proverbs 14:6, 33
Proverbs 17:24 Proverbs 21:11 Proverbs 29:15
James 3:13

DISCUSSION QUESTIONS

Discuss these questions with your children. Encourage your children to answer honestly and assure them that they are not "in trouble." Tell your children that you simply want to study this topic with them so that you can all learn whether the things you're involved with are pleasing to God.

- Q. What toys, TV shows, songs, books and games are you interested in?
- Q. In the TV shows, movies, books, games, and songs you've mentioned, think about the following things:
 1. Are the topics discussed unwholesome?
 2. Are the people dressed immodestly?
 3. Is God being made fun of?
 4. Are evil things made to look like good things?
 5. Are lies or illegal activities used to solve problems?
 6. Is authority made fun of?

If the answer to any of these questions is "yes," you might consider avoiding the TV show, movie, book, song, or game involved. Consider these questions:

- Q. How might the things we've talked about affect you?
- Q. Would Jesus participate in this with you? Why or why not?

SCRIPTURE FOR THOUGHT

After the discussion, look up, read, and discuss the Scripture passages listed below. Ask how these passages relate to your discussion.

Psalm 101:3 Matthew 6:22-23 Philippians 4:8
Psalm 119:34-37 Romans 12:2 Colossians 3:1-2
Proverbs 4:23-27 Ephesians 4:29

APPLICATION QUESTIONS

- Q. How can we keep our minds pure and do what is godly when so many popular things around us are bad?
- Q. What are some good things that we can play with, or watch, or listen to, or read that are pleasing to God?

